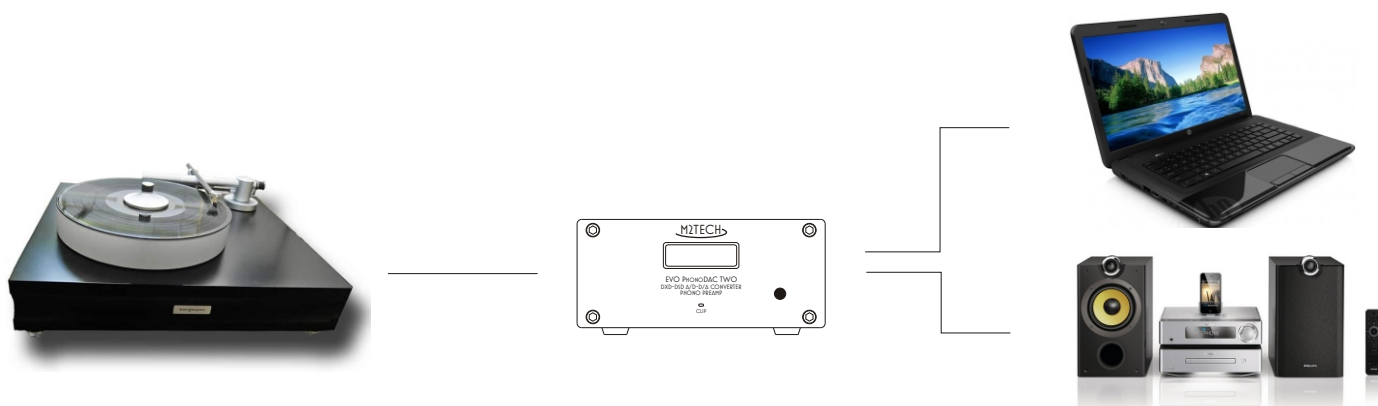
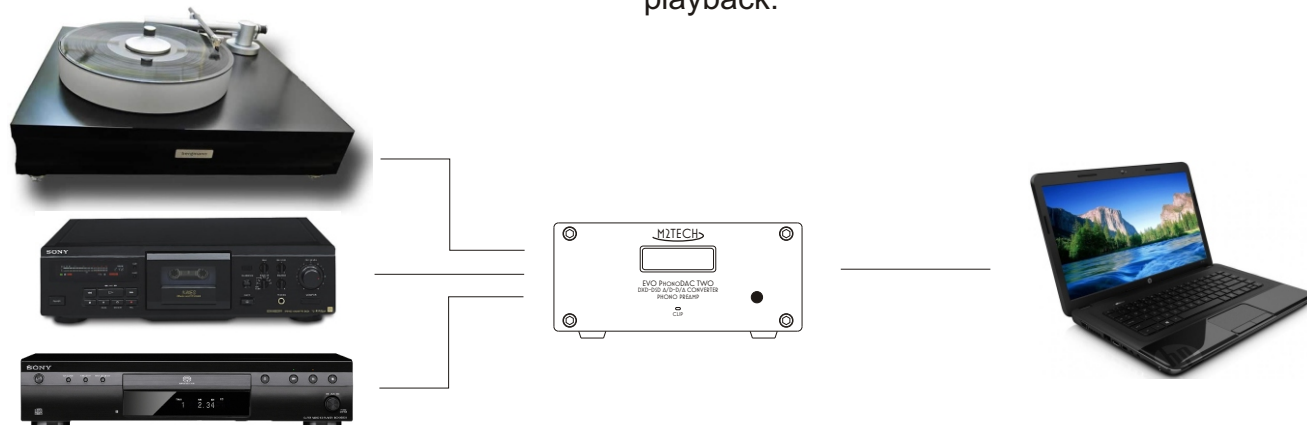


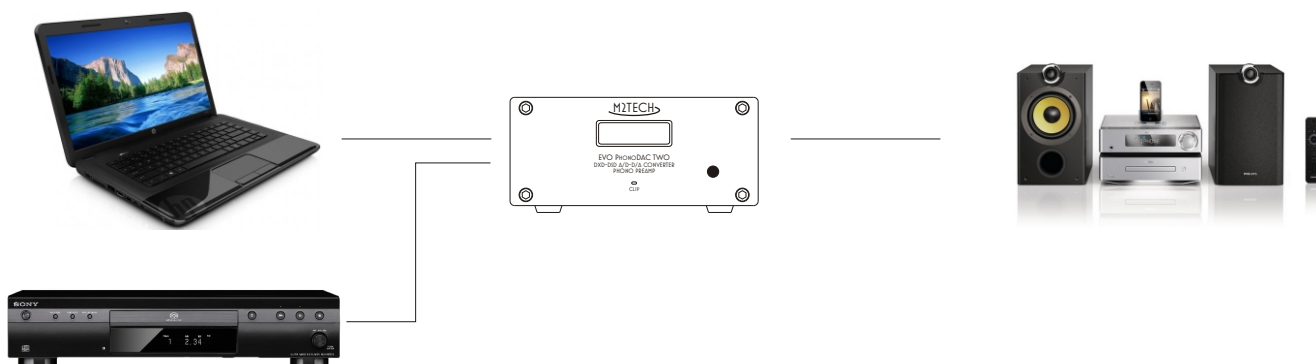
HOW TO USE THE EVO PHONODAC TWO



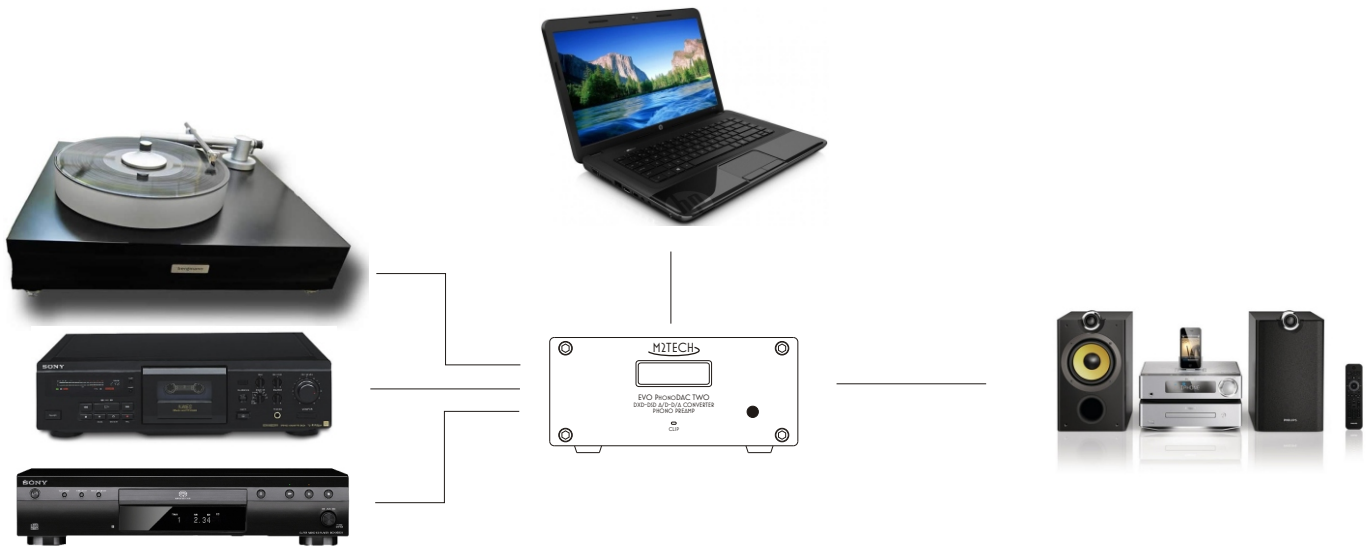
1. Phono preamplifier. Connect a turntable to the Evo PhonoDAC Two analog input. Connect the Evo PhonoDAC analog output to any line-level input of your hifi system's amplifier to listen to records. Set the hiFace PhonoDAC Two input gain and impedance to suit your turntable's cartridge requirements. A computer may be connected to the Evo PhonoDAC Two USB port to rip vinyl during playback.



2. Analog front-end for ripping to a computer. Connect any analog source to the Evo PhonoDAC Two analog input to digitize its signal and send it to a computer for ripping. Real-time monitoring can be achieved by connecting the Evo PhonoDAC Two analog output to an amplifier.



3. Digital-to-analog converter. Connect a computer to the Evo PhonoDAC Two USB port and another digital source to the Evo PhonoDAC Two coax input. Connect the analog output of the Evo PhonoDAC Two to any line-level input of your hifi system's amplifier to listen to music from files and digital discs.



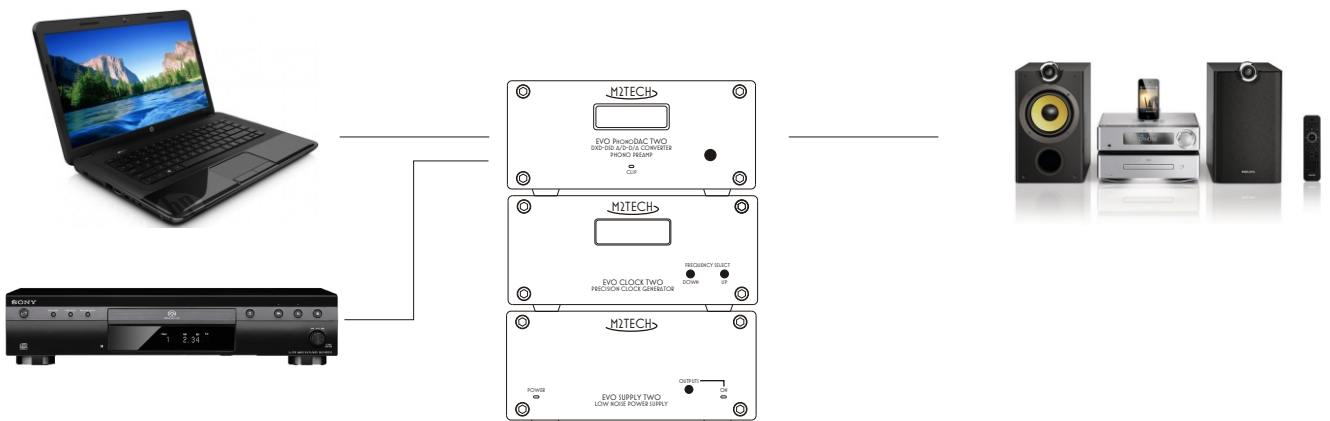
4. Analog front-end for DSP (Digital Signal Processing) Connect any analog source to the Evo PhonoDAC Two analog input to digitize its signal and send it to a computer for digital signal processing. Connect the Evo PhonoDAC Two analog output to an amplifier.

You can also connect the Evo PhonoDAC Two between a preamplifier and a power amplifier or in the processor loop or tape loop of an integrated amplifier.

DSP include: equalizing, DRC (Digital Room Correction), filtering, speaker response compensation.



5. Increase performance. Add the Evo Clock Two: your files will sound clearer and more focussed, with richer details. Vinyl playback and rip will be more accurate. A proprietary connection between Evo PhonoDAC Two and Evo Clock Two allows for automatic clock management. Please note that the S/PDIF input is not available when the Evo Clock Two is used.



6. Maximize performance. Add the Evo Supply Two to power both Evo PhonoDAC Two and Evo Clock Two with stable, clean energy. Your music files will sound like never before. Of course, the Evo PhonoDAC Two will take advantage of the Evo Supply Two even when the Evo Clock Two is not used.