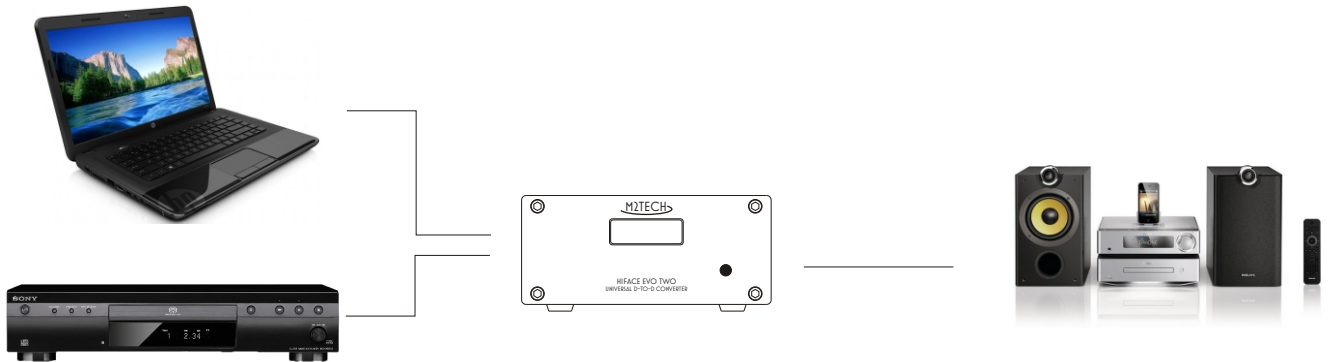
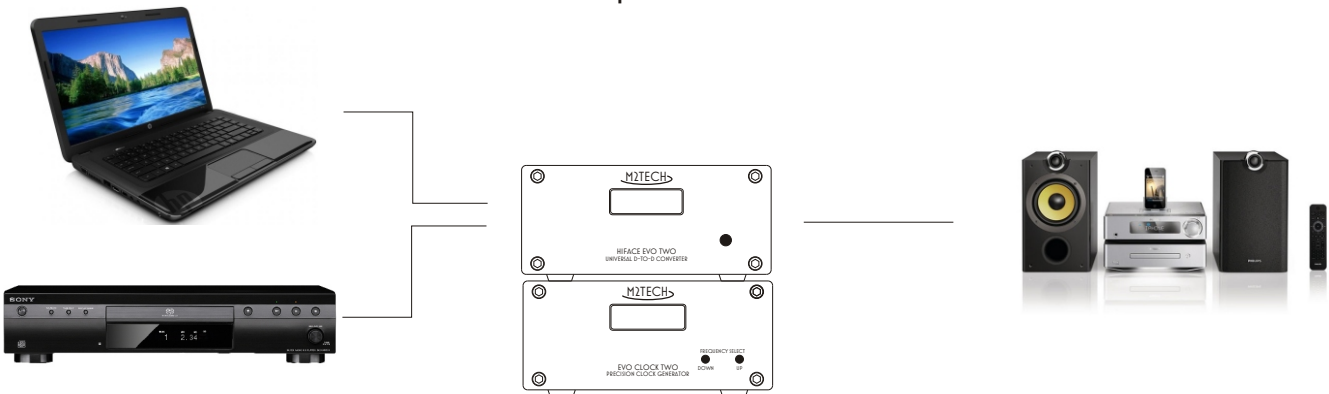


HOW TO USE THE HIFACE EVO TWO

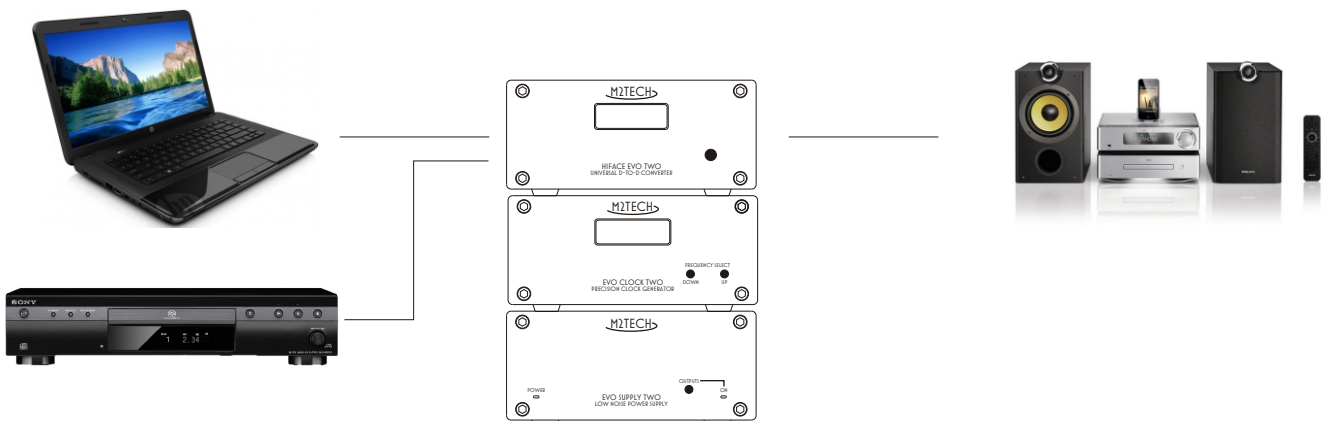


1. Standalone. Connect the hiFace Evo Two between a computer and any **digital input** in your hifi system to listen to audio files. The hiFace Evo Two may be powered by the computer or by the stock wall adaptor. You may use the hiFace Evo Two coax input to connect another digital audio source (such as a CD player) to the system.

Easily control both the hiFace Evo Two and the player program on the computer from your sofa by the remote control provided with the interface.



2. Increase performance. Add the Evo Clock Two: your files will sound clearer and more focussed, with richer details. A proprietary connection between hiFace Evo Two and Evo Clock Two allows for automatic clock management.



3. Maximize performance. Add the Evo Supply Two to power both hiFace Evo Two and Evo Clock Two with stable, clean energy. Your music files will sound like never before.